



Hazardous
Lighting Solutions LTD



INV320LED RC

Vandalproof light fittings



PASSAGEWAYS



PLACES PRONE
TO VANDALISM



CERTIFICATE: EN-60658-2-22 CERTIFICATE CNBOP no. 2910/2019

MECHANICAL FEATURES

Housing: Powder coated stainless steel (NIRO)

Diffuser: Prismatic polycarbonate

Ingress protection: IP65

Impact strength: IK11 + (150J)

Mounting: 4 holes, easy mounting

Protection Class: II

ELECTRICAL FEATURES

Connection terminals: 4,0 mm²

Input voltage: 35E: 220-240V 0/50-60Hz

34E: 220-240V 50-60Hz

Light source: LED modules with ENEC certificate

Power factor: >0,95

Cable inlets: Ø20

Overvoltage protection: 10kV

WORK PARAMETERS

Ambient Temperatures: -40°C to + 45°C

Lifetime: >50.000h L80 B50

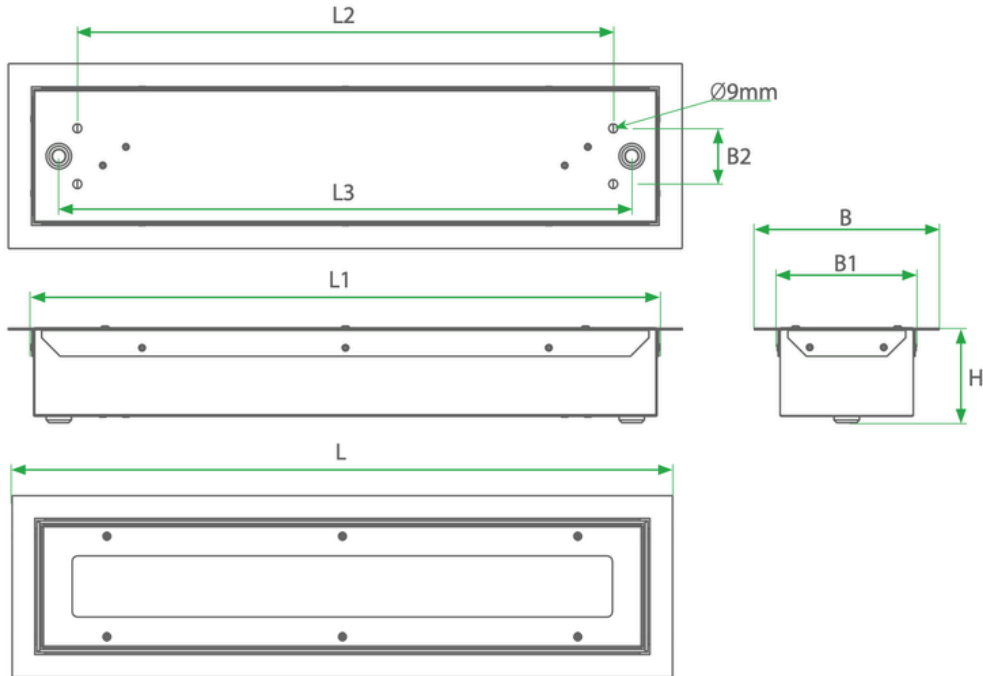
>70.000h L80 B50

PHOTOMETRICAL PARAMETERS

CRI: >80

Colour temperature: 4000K

DIMENSIONS



NARROW VERSION

Type	L [mm]	L1 [mm]	L2 [mm]	L3 [mm]	B [mm]	B1 [mm]	B2 [mm]	H [mm]	Weight [kg]
INV320LED-1200-RC	1360	1310	800	1100	200	150	60	100	~ 11.5

WIDE VERSION

Type	L [mm]	L1 [mm]	L2 [mm]	L1 [mm]	B [mm]	B1 [mm]	B2 [mm]	H [mm]	Weight [kg]
INV320LED-0600-RC	730	680	580	620	305	255	130	100	~ 9.3
INV320LED-1200-RC	1360	1310	800	1100	305	255	130	100	~ 15.5

TYPES COMPARISON

NARROW VERSIONS

Type	Luminous Flux [lm]	Power Consump. [W]	Efficiency [lm/W]	Max. Amb. Temp. [°C]
INV320LED-1200-J2-1-...-RC	2288	18.2	126	45
INV320LED-1200-J2-3-...-RC	3187	26.2	122	45
INV320LED-1200-B2-1-...-RC	4576	35.4	129	40

WIDE VERSIONS

Type	Luminous Flux [lm]	Power Consump. [W]	Efficiency [lm/W]	Max. Amb. Temp. [°C]
INV320LED-0600-J2-1-...-RC	2388	18.2	131	45
INV320LED-0600-J2-3-...-RC	3477	26.2	133	45
INV320LED-0600-B2-1-...-RC	4776	35.4	135	40
INV320LED-1200-J4-1-...-RC	4776	35.4	135	45
INV320LED-1200-J4-3-...-RC	6953	51.3	136	45
INV320LED-1200-B4-2-...-RC	10798	80.3	134	40

MAXIMAL NUMBER OF LIGHT FITTINGS CONNECTED IN LINE

MAXIMAL QUANTITY OF LIGHT FITTINGS THAT MAY BE CONNECTED ACCORDING TO THE USED CIRCUIT BRAKER

Light fitting	B16	C16	Starting current	Starting time
INV320LED-J2, B2, J4	10	16	32A	< 355 μs
INV320LED-B4	5	8	65A	< 268 μs



DALI- 2 INTERFACE: VERSION EQUIPPED WITH DRIVER WITH DALI-2 INTERFACE



MOTION SENSOR: MOTION AND LIGHT LEVEL SENSOR

EMERGENCY VERSIONS



3H

VERSION WITH 3H EMERGENCY MODULE, AVAILABLE ONLY WITH 34E POWER SUPPLY (230V, 50-60HZ). THE AMBIENT TEMPERATURE MUST BE AT LEAST 0°C

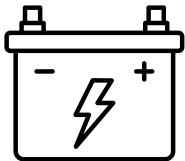
A1



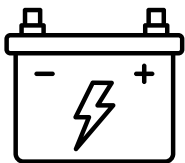
3H

VERSION WITH 3H EMERGENCY MODULE, AVAILABLE ONLY WITH 34E POWER SUPPLY (230V, 50-60HZ). THE AMBIENT TEMPERATURE MUST BE HIGHER THAN -20°C

A3S

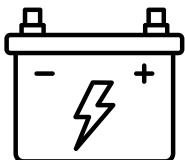


VERSION WITH DRIVER FOR CENTRAL BATTERY - NO SWITCHING MODULE. **ZB**



VERSION WITH DRIVER FOR CENTRAL BATTERY - WITH SWITCHING MODULE ES SYSTEM MSU 35. **ZBS**

WORK TEMPERATURES RANGE: -5°C TO +45°C.



VERSION WITH DRIVER FOR CENTRAL BATTERY - WITH SWITCHING MODULE HYBRYD SOAM-01. **ZBH**

WORK TEMPERATURES RANGE: -35°C TO +45°C.

MEAN EMERGENCY MODE LUMINOUS FLUX

NARROW VERSIONS

Type	Version A3 / A3S [lm]	Version ZB [lm]
INV320LED-1200-J2-1	565	1144
INV320LED-1200-J2-3	540	1594
INV320LED-1200-B2-1	741	2288

WIDE VERSIONS

Type	Version A3 / A3S [lm]	Version ZB [lm]
INV320LED-0600-J2-1	444	1194
INV320LED-0600-J2-3	399	1739
INV320LED-0600-B2-1	438	2388
INV320LED-1200-J4-1	438	2388
INV320LED-1200-J4-3	384	3477
INV320LED-1200-B4-2	515	5399

PHOTOMETRY

