

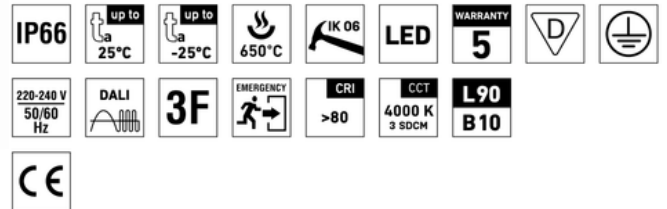
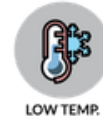


**Hazardous**  
Lighting Solutions LTD



# FROST

For cold stores & freezing facilities with temperatures down to -25°C



## MECHANICAL FEATURES

- Body:** dark grey ABS, UV stable, chemically resistant
- Diffuser:** translucent acrylate (AC), UV stable, chemically resistant
- Reflector:** steel sheet, white colour (RAL 9003)
- Clips:** polyamide + 15% glass fibre
- Distance part:** polyamide + 10% glass fibre
- Sealing:** polyurethane (PUR), foamed body groove
- Cable glands: screwed PG 13.5
- Terminal block:** screwless, three-pole (basic version)
- Installation:** package contains stainless hooks and stainless brackets

## ELECTRICAL FEATURES

- Electric equipment:** LED modules, current driver
- MultiLumen (ML):** luminous flux adjustable in up to 4 steps (via DIP switch)
- Through-wiring:** up to 5 wires at body
- Dimmable and emergency versions available**

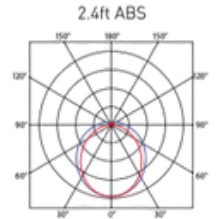
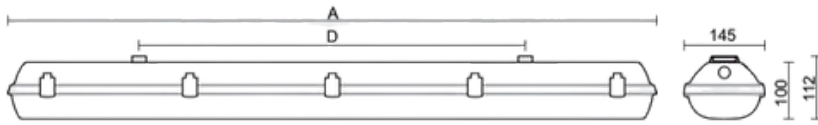
## WORK PARAMETERS

- Protection:** IP66
- Minimum ambient temperature:** -25°C + 25°C
- Lifetime:** 50,000 hours (L90B10)  
100,000 hours (L80B10)
- Certification:** CE

## PHOTOMETRICAL PARAMETERS

- Maximum system efficacy:** 157 lm/W
- Luminous flux tolerance:** ±7.5%
- Standard model:** CRI > 80, 4000 K
- Optional:** 3000 K, 5000 K, 6500 K (CRI > 80)
- MacAdam:** 3 SDCM

## TYPES COMPARISON



Type	Max. ambient temperature [°C]	Luminous flux of LED modules [lm]	Luminous flux of light fitting [lm]	Power consumption [W]	System efficacy [lm/W]	Net weight [kg]	A [mm]	D [mm]
FROST 2.4ft 6400/840 *	-25	6520	5740	38.4	149	2.25	1172	700
FROST 2.4ft 8800/840 *	-25	8980	7900	52.8	150	2.25	1172	700
FROST 2.5ft 8000/840 *	-25	8330	7330	48.3	152	2.75	1452	940
FROST 2.5ft 11000/840 *	-25	11260	9910	64.7	153	2.75	1452	940

## AVAILABLE WITH MULTI-LUMEN FUNCTION

Type	Multi Lumen Function								
	Step 2			Step 3			Step 4		
	Luminous flux [lm]	Power [W]	Efficacy [lm/W]	Luminous flux [lm]	Power [W]	Efficacy [lm/W]	Luminous flux [lm]	Power [W]	Efficacy [lm/W]
FROST 2.4ft 6400/840 ML	4970	32.9	151	4190	27.4	153	3400	22	155
FROST 2.4ft 8800/840 ML	6860	44.9	153	5800	37.4	155	4700	30.1	156
FROST 2.5ft 8000/840 ML	6350	41.5	153	5380	34.6	155	4350	27.9	156
FROST 2.5ft 11000/840 ML	8580	55.6	154	7230	46.3	156	5860	37.4	157

## FROST

Code	Type	3F	M1hAt	3F M1hAt
103095	FROST 2.4ft 6400/840 ML	103101	111759	111763
103096	FROST 2.4ft 8800/840 ML	103102	111760	111764
103098	FROST 2.5ft 8000/840 ML	103104	111761	111765
103099	FROST 2.5ft 11000/840 ML	103105	111762	111766

## LEGEND

**3F** - 3-phase 5 core through-wiring in the luminaire

**M1hAt** - emergency back-up source with 1 hour operating time for maintained emergency illumination with battery autotest

**3F M1hAt** - 3-phase 5 core through-wiring in the luminaire (L3 used for emergency unit unswitched power supply)

## LIGHT FITTING ATTACHMENT

- a) Directly to a ceiling or a wall with the use of screws and stainless brackets
- b) Suspension with the use of stainless hooks
- c) Attachment with the use of side hangers to the wall - is not included in accessories



## LIGHT FITTING DETAILED VIEW

